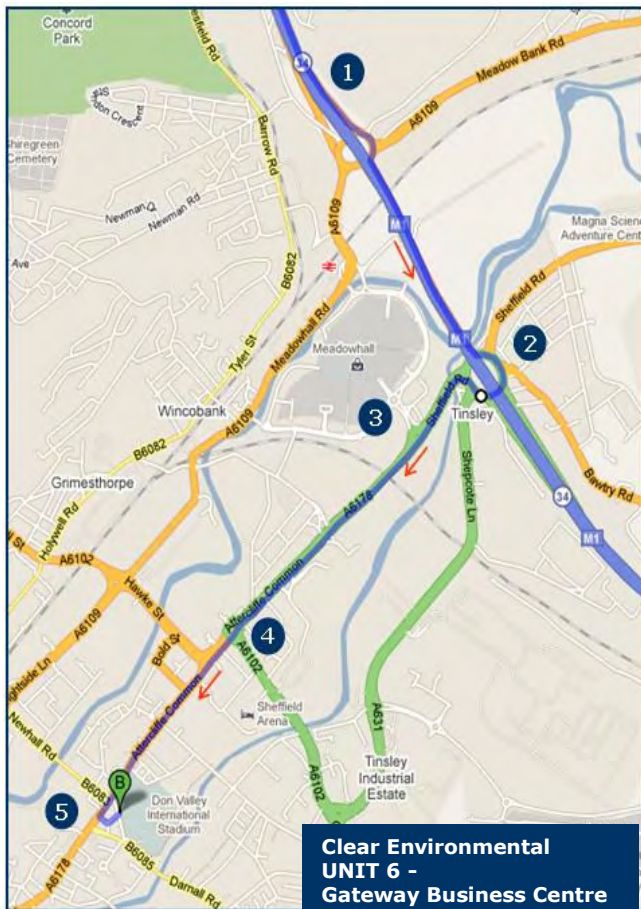




ENVIRONMENTAL
FLOOD RISK
DRAINAGE
ECOLOGY

DIRECTIONS FOR CLEAR ENVIRONMENTAL CONSULTANTS Ltd – SHEFFIELD OFFICE

From M1 North:



onto Leeds Road.

1. Leave the M1 at junction 34, taking the A6109 exit to Sheffield Meadowhall/Rotherham. At the roundabout, take the 3rd exit toward Sheffield/Tinsley/A631.

2. At the roundabout, take the 5th exit onto Sheffield Rd/A6178 heading to Sheffield (Centre).

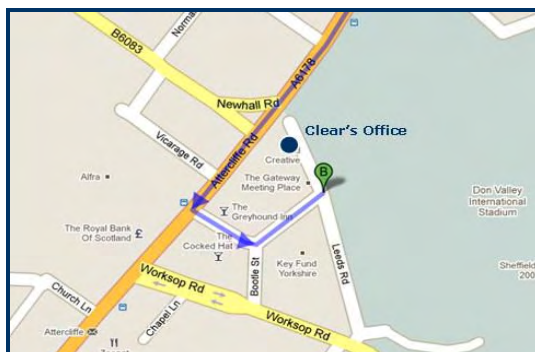
3. Go straight over roundabout, 1st exit. Continue to follow A6178.

4. Go straight over at traffic-light-controlled roundabout, following signs for Attercliffe and Don Valley Stadium. Continue straight on, entering Attercliffe. Continue past Gateway Business Centre on the left.

5. Take the next left into Beverley Street. At the end of the road, turn left, remaining on Beverley Street. At the end of the road, turn left

On-road parking is usually available.

*Clear's office is through the black door, 'Number 2', at the end of this road on the left.
- Please use the intercom system for attention.



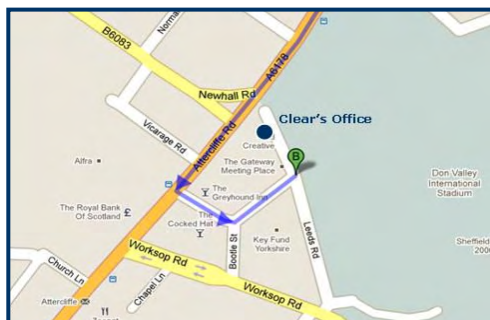


ENVIRONMENTAL
FLOOD RISK
DRAINAGE
ECOLOGY

DIRECTIONS FOR CLEAR ENVIRONMENTAL CONSULTANTS Ltd – SHEFFIELD OFFICE

From M1 South

1. Leave the M1 at junction 34, taking the A6178 exit to Sheffield Meadowhall/Rotherham.
2. At the roundabout, take the 2nd exit onto Sheffield Rd/A6178 heading to Sheffield (Centre)
Go straight over roundabout, 1st exit. Continue to follow A6178.
3. Go straight over at traffic-light-controlled roundabout, following signs for Attercliffe and Don Valley Stadium. Continue straight on, entering Attercliffe.
4. Continue past Gateway Business Centre on the left. Take the next left into Beverley Street.
At the end of the road, turn left- remaining on Beverley Street.
At the end of the road, turn left onto Leeds Road.



*On-road parking is usually available
Clear's office is through the black door, 'Number 2', at the end of this road on the left.
Please ring the buzzer inside for attention.